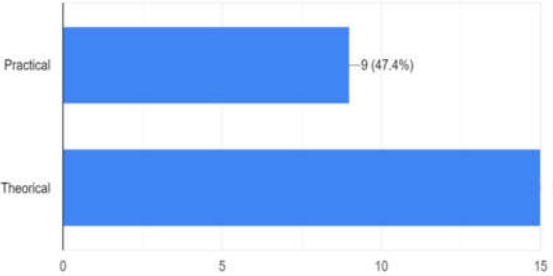
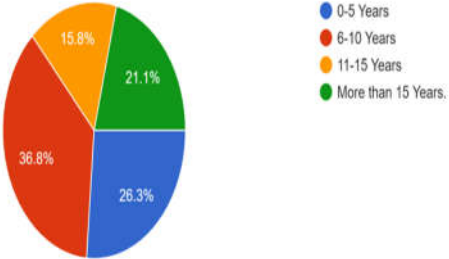
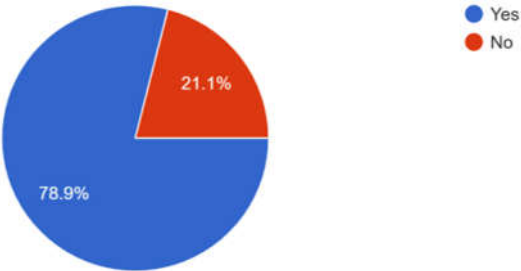
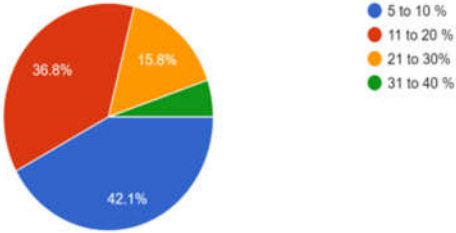
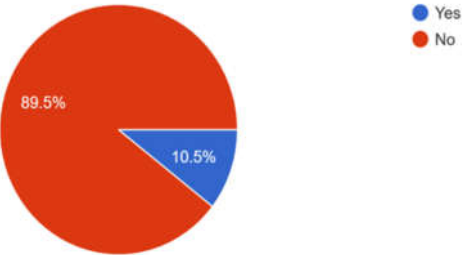
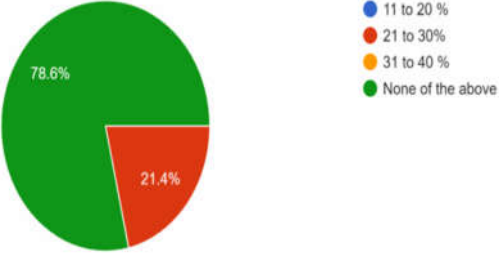
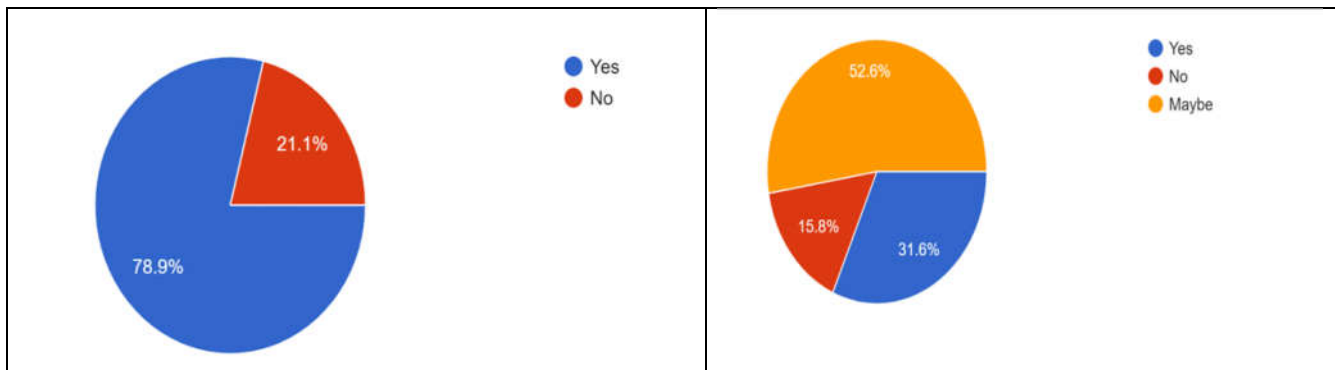


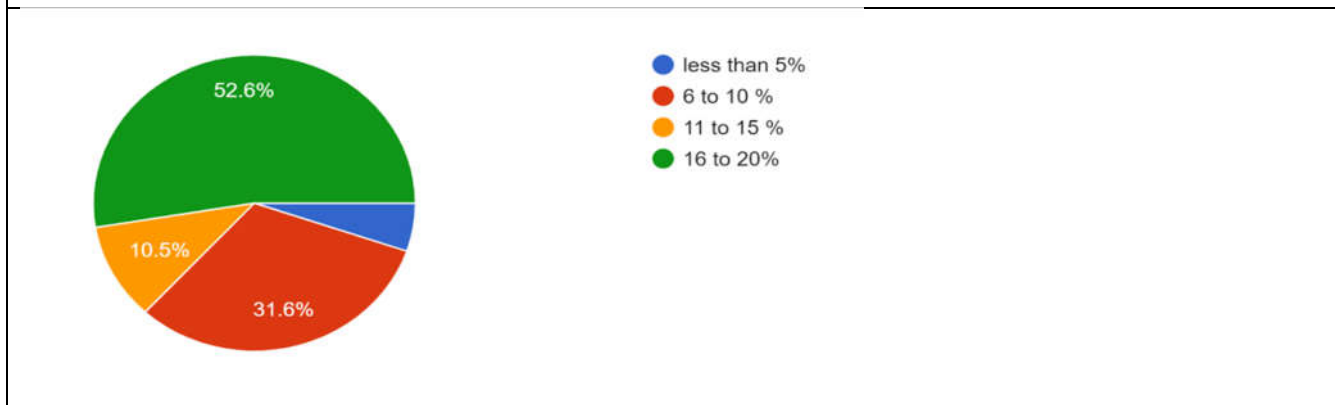
1.4 Feedback from various stakeholders (Teachers , Alumni and students)

Teachers :

1. Which subject do you teach?	2. Teaching experience :																			
 <table border="1"> <caption>Subject Distribution</caption> <thead> <tr> <th>Subject</th> <th>Count</th> <th>Percentage</th> </tr> </thead> <tbody> <tr> <td>Practical</td> <td>9</td> <td>47.4%</td> </tr> <tr> <td>Theoretical</td> <td>10</td> <td>52.6%</td> </tr> </tbody> </table>	Subject	Count	Percentage	Practical	9	47.4%	Theoretical	10	52.6%	 <table border="1"> <caption>Teaching Experience Distribution</caption> <thead> <tr> <th>Experience</th> <th>Percentage</th> </tr> </thead> <tbody> <tr> <td>0-5 Years</td> <td>26.3%</td> </tr> <tr> <td>6-10 Years</td> <td>36.8%</td> </tr> <tr> <td>11-15 Years</td> <td>15.8%</td> </tr> <tr> <td>More than 15 Years</td> <td>21.1%</td> </tr> </tbody> </table>	Experience	Percentage	0-5 Years	26.3%	6-10 Years	36.8%	11-15 Years	15.8%	More than 15 Years	21.1%
Subject	Count	Percentage																		
Practical	9	47.4%																		
Theoretical	10	52.6%																		
Experience	Percentage																			
0-5 Years	26.3%																			
6-10 Years	36.8%																			
11-15 Years	15.8%																			
More than 15 Years	21.1%																			
3. Are you happy with the content of the syllabus?	4. What percentage of the content is outdated?																			
 <table border="1"> <caption>Happiness with Syllabus Content</caption> <thead> <tr> <th>Response</th> <th>Percentage</th> </tr> </thead> <tbody> <tr> <td>Yes</td> <td>78.9%</td> </tr> <tr> <td>No</td> <td>21.1%</td> </tr> </tbody> </table>	Response	Percentage	Yes	78.9%	No	21.1%	 <table border="1"> <caption>Percentage of Outdated Content</caption> <thead> <tr> <th>Percentage Range</th> <th>Percentage</th> </tr> </thead> <tbody> <tr> <td>5 to 10 %</td> <td>42.1%</td> </tr> <tr> <td>11 to 20 %</td> <td>36.8%</td> </tr> <tr> <td>21 to 30 %</td> <td>15.8%</td> </tr> <tr> <td>31 to 40 %</td> <td>4.3%</td> </tr> </tbody> </table>	Percentage Range	Percentage	5 to 10 %	42.1%	11 to 20 %	36.8%	21 to 30 %	15.8%	31 to 40 %	4.3%			
Response	Percentage																			
Yes	78.9%																			
No	21.1%																			
Percentage Range	Percentage																			
5 to 10 %	42.1%																			
11 to 20 %	36.8%																			
21 to 30 %	15.8%																			
31 to 40 %	4.3%																			
5. Have you been a part of syllabus framing committee?	6. According to you, what % of the syllabus needs to be revamped?																			
 <table border="1"> <caption>Participation in Syllabus Framing Committee</caption> <thead> <tr> <th>Response</th> <th>Percentage</th> </tr> </thead> <tbody> <tr> <td>Yes</td> <td>10.5%</td> </tr> <tr> <td>No</td> <td>89.5%</td> </tr> </tbody> </table>	Response	Percentage	Yes	10.5%	No	89.5%	 <table border="1"> <caption>Percentage of Syllabus to be Revamped</caption> <thead> <tr> <th>Percentage Range</th> <th>Percentage</th> </tr> </thead> <tbody> <tr> <td>11 to 20 %</td> <td>21.4%</td> </tr> <tr> <td>21 to 30 %</td> <td>78.6%</td> </tr> <tr> <td>31 to 40 %</td> <td>0%</td> </tr> </tbody> </table>	Percentage Range	Percentage	11 to 20 %	21.4%	21 to 30 %	78.6%	31 to 40 %	0%					
Response	Percentage																			
Yes	10.5%																			
No	89.5%																			
Percentage Range	Percentage																			
11 to 20 %	21.4%																			
21 to 30 %	78.6%																			
31 to 40 %	0%																			
7. Do you think there should be a practical component in your syllabus?	8. Do you think students should be encouraged to give suggestions in syllabus framing?																			



10. What should be the involvement of industry collaboration in syllabus framing?

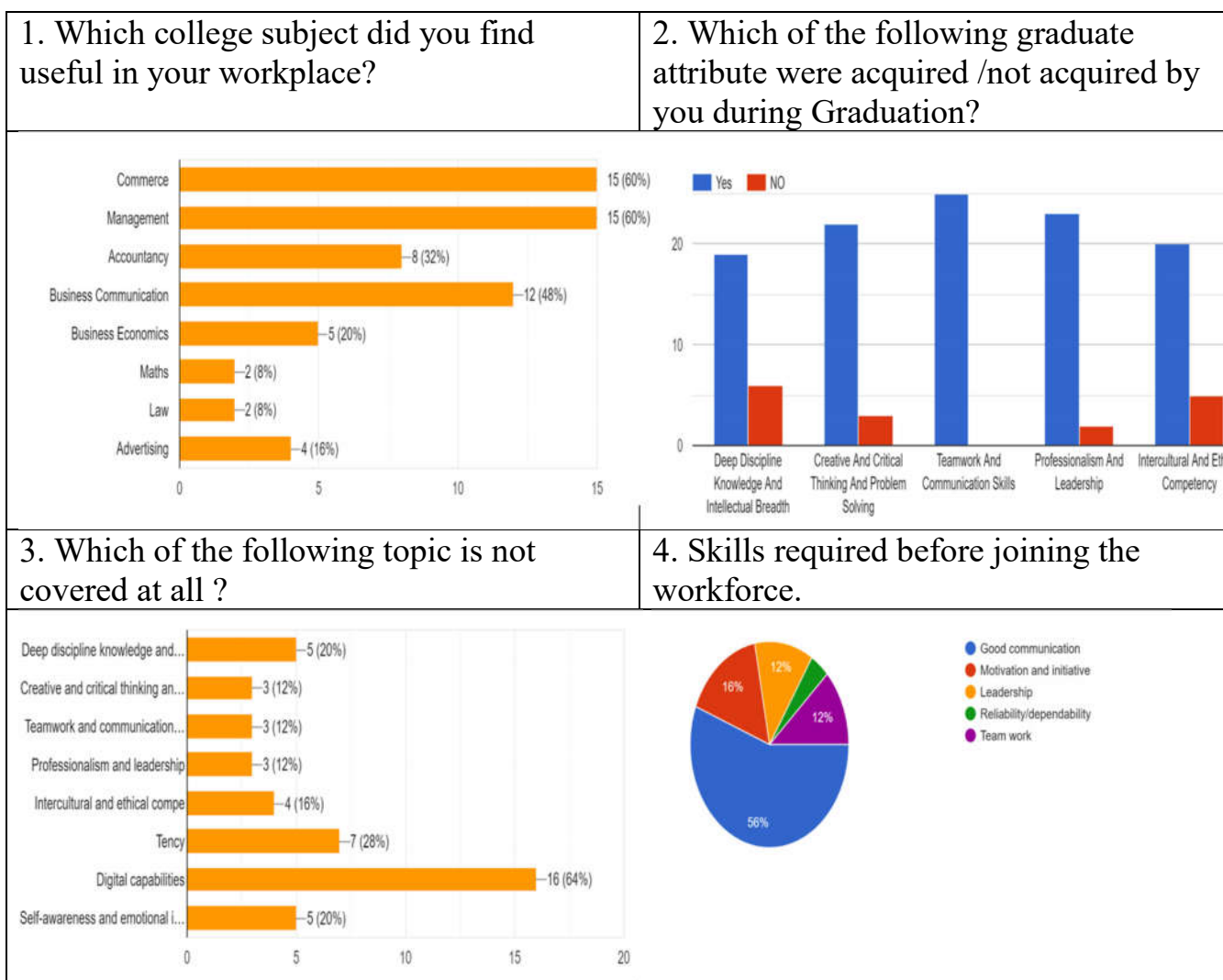


Report: Feedback was taken from the Teachers and questions were asked in relation to the syllabus and its practical implementation. According to the survey, 78.9 % teachers teach theoretical subjects and 47.9 % teachers teach practical subjects like Accountancy, Maths and Information Technology. With regards to experience, the statistics were: 21.1% (more than 15 years), 11.5% (11 to 15 years) and 36.8 % (5 to 10 years). 78.9 % were happy with the syllabus content and 21.1% called for more practical components. With respect to the syllabus, 41.1% felt that 0 to 5 % was outdated, 36.8% opined that 11 to 20 % was outdated and 15.8 % agreed that more than 21% syllabus was outdated and 76.8% felt that the syllabus needs to be revamped. Our College follows the Syllabus framed by University of Mumbai and 10.5 % teachers are part of syllabus framing committee. 78.9% agreed that their subjects need more practical components. 52.6 % teachers opined that student suggestions need to be invited.

52.6% teachers agreed that 16 to 20% of the syllabus needs to be framed as per industry needs. Teachers suggested the inclusion of following practical aspects: Formal Email etiquettes, interview demo sessions and mock interviews, key requirements in getting job, LinkedIn Profile, Twitter handle, Blogs, Podcast and YouTube, Research Methodology, Group discussions, Conferences and Seminars,

Tourism, Environment Management, Complex numbers, Mathematical Functions, Integers, Sets, Polynomials, Case studies, Actual strategies of companies, Company oriented contents, fact based case studies, employee engagement, salary and PF calculations, Tally ERP, and other accounting software used in business industries and filling of Form 16, Technology based marketing strategies, digital marketing in agro business etc.

Feedback from Alumni:

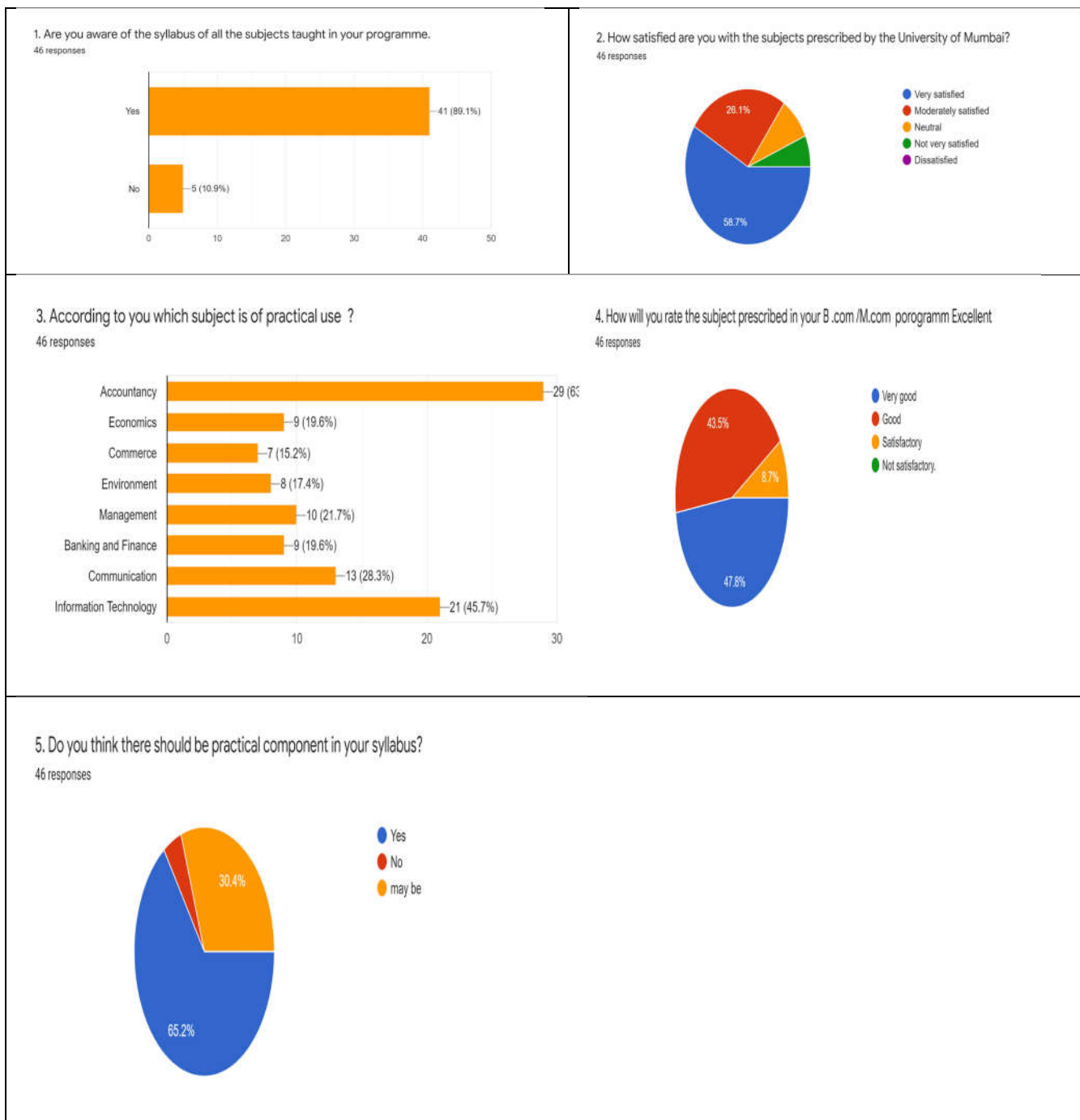


Report on feedback from Alumni:

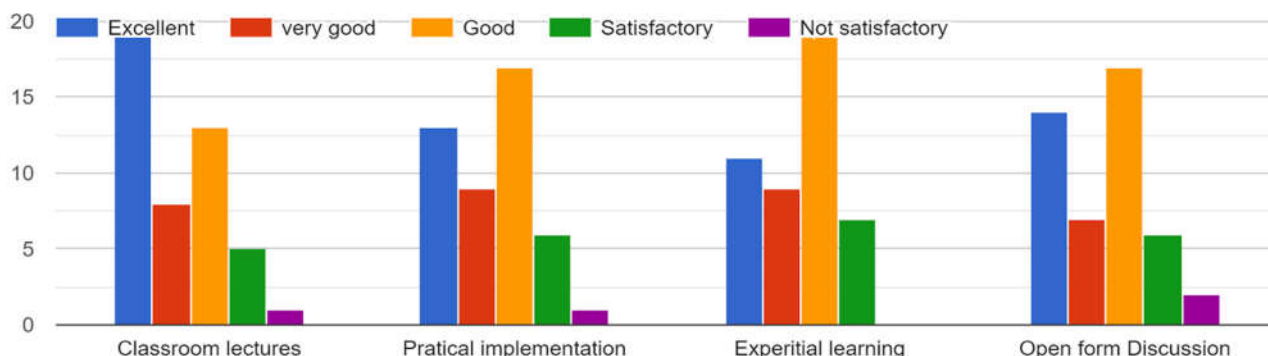
60% Alumni confirmed that Commerce and Management subjects are more useful. In combination, 48% found Business Communication as useful and 32% felt that Accountancy was useful at workplace. The Alumni reinforced that graduate attributes

like team work, communication, professionalism, leadership, critical thinking and problem solving were necessary workplace attributes. 64% expressed the need for inclusion of digital technology in the syllabus. 56% felt that the development of good communication skills, ability to work in a team and leadership are vital qualities before joining the workforce. Topics like Digital Knowledge, Building Entrepreneurship capabilities, cyber security, work life balance and culture need to be integrated into the syllabus.

Feedback from Students:



6. Rate the overall Circulam Implementation



Report on feedback from students : Feedback taken from 20-21 batch regarding curriculum provided by University of Mumbai for the Courses Like B.com/BAF/BMS/BBI and M.com in advance accounting. 89 % students aware about the course criculam part. only 58 % students are satisfied with the subjects prescribed in the course. According to the 63% of the students Accountancy and information technology 43% were the partice used subjects. More then 65 % students are agreed that there need to be more partice components in the syllabus which will add more value. Curriculum implementation aspects students are more interested towards class room teaching

Action taken report on feedback on the syllabus

The feedback given by teachers, alumni and students were analysed. The teachers who were part of the syllabus framing did attempt to bring about some changes in the syllabus. By and large, the college follows the guidelines laid down by the University of Mumbai with respect to the syllabus. Steps are being initiated to conduct guest lectures on the topics suggested by the teachers and alumni. Department Heads have been asked to conduct meetings and suggest Add-on or Certificate courses in Tax e-filing, Tally ERP, Advance Excel, and Communication.

Dr. Sushila Vijaykumar

Vice Principal and IQAC Co-ordinator

Dr. V.S.Adigal

Principal and IQAC Chairman



KARNATAKA SANGHA'S
MANJUNATHA COLLEGE OF COMMERCE
&
JUNIOR COLLEGE OF COMMERCE



NAAC Accredited 'B' Grade with CGPA
score of 2.70

Kanchangaon, Khambhalpada,
Thakurli (East), Dist. Thane - 421 201.

Tel. : 2439952/2803974/2803975 Fax : 2441826
Website : www.ksmanjunathacollege.edu.in
E-mail ID : mcac_college@rediffmail.com
principal@ksmanjunathacollege.edu.in
LBT No. KDMC/LBT-TIN/H/12001824

23 April 2021

Action taken report on feedback on the syllabus:

The feedback given by teachers, alumni and students were analysed. The teachers who were part of the syllabus framing did attempt to bring about some changes in the syllabus. The college follows the guidelines laid down by the University of Mumbai with respect to the syllabus. Steps are being initiated to conduct guest lectures on the topics suggested by the teachers, alumni and students. Department Heads have been asked to conduct meetings and suggest Add-on or Certificate courses in Tax e-filing, Tally ERP, Advance Excel, and English Communication which will have practical implementation.

Sushila

Dr. Sushila Vijaykumar
Vice Principal and IQAC Co-ordinator

V.S. Adigal

Dr. V.S. Adigal
Principal and IQAC Chairman

